

Your procedure will be performed by Doctor: _____

Address: _____

Date of procedure: _____ Arrive at: _____ AM/PM

Comments: _____

SUPREP[®] BOWEL PREP KIT

(sodium sulfate, potassium sulfate and magnesium sulfate)
Oral Solution

(17.5g/3.13g/1.6g) per 6 ounces



On the day *before* your procedure...

What You **CAN** do:

- You may have a light breakfast or have clear liquids **ONLY**; please have nothing for dinner

What You **CANNOT** do:

- **DO NOT** drink milk
- **DO NOT** eat or drink anything colored red or purple
- **DO NOT** drink alcoholic beverages

Any of the following liquids are OK to drink:

- Water
- Strained fruit juices (without pulp) including apple, orange, white grape, or white cranberry
- Limeade or lemonade
- Coffee or tea (**DO NOT** use any dairy or non-dairy creamer)
- Chicken broth
- Gelatin desserts without added fruit or topping (**NO RED OR PURPLE**)

Note:

- SUPREP Bowel Prep Kit is indicated for cleansing of the colon as a preparation for colonoscopy in adults
- Be sure to tell your doctor about all the medicines you take, including prescription and non-prescription medicines, vitamins, and herbal supplements. SUPREP Bowel Prep Kit may affect how other medicines work
- Medication taken by mouth may not be absorbed properly when taken within 1 hour before the start of each dose of SUPREP Bowel Prep Kit
- The most common adverse reactions after administration of SUPREP Bowel Prep Kit were overall discomfort, abdominal distention, abdominal pain, nausea, vomiting, and headache
- If you have any questions about taking SUPREP Bowel Prep Kit, call your doctor


To learn more about this product, please call 1-800-874-6756 or visit our Web site at www.supreokit.com

Split-Dose (2-Day) Regimen

Begin Step 1 at _____ PM the evening before your procedure and proceed as shown below:


- On the evening before the procedure (or when your doctor tells you to begin) complete steps 1 through 4 using one (1) 6-ounce bottle before going to bed
- On the morning of your procedure, repeat steps 1 through 4 using the other 6-ounce bottle

STEP 1



Pour **ONE (1)** 6-ounce bottle of SUPREP liquid into the mixing container.

STEP 2




Add cool drinking water to the 16-ounce line on the container and mix.

STEP 3



Drink **ALL** the liquid in the container.

STEP 4



You **must** drink two (2) more 16-ounce containers of water over the next 1 hour.

Begin Step 1 at _____ AM the morning of your procedure and proceed as shown above:

NOTE: Dilute the solution concentrate as directed prior to use.

NOTE: You **must** finish drinking the final glass of water at least 2 hours, or as directed, before your colonoscopy.

Provided as an educational service from **Braintree** LABORATORIES, INC